
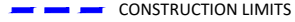







LEGEND			
	ROADWAY		CONSTRUCTION LIMITS
	16' X 10' BOX CULVERT		
	TRAIL / MAINTENANCE PATH		
	STORM SEWER		
	CULVERT HEADWALL / CIP WALL / LARGE BLOCK RETAINING WALL		
	GUARDRAIL / FENCE (TO BE DETERMINED)		

H:\WSB_PR\0R1126551\CAD\FIGR-126551-Underpass.dwg 5/2/2023 9:49:21 AM